
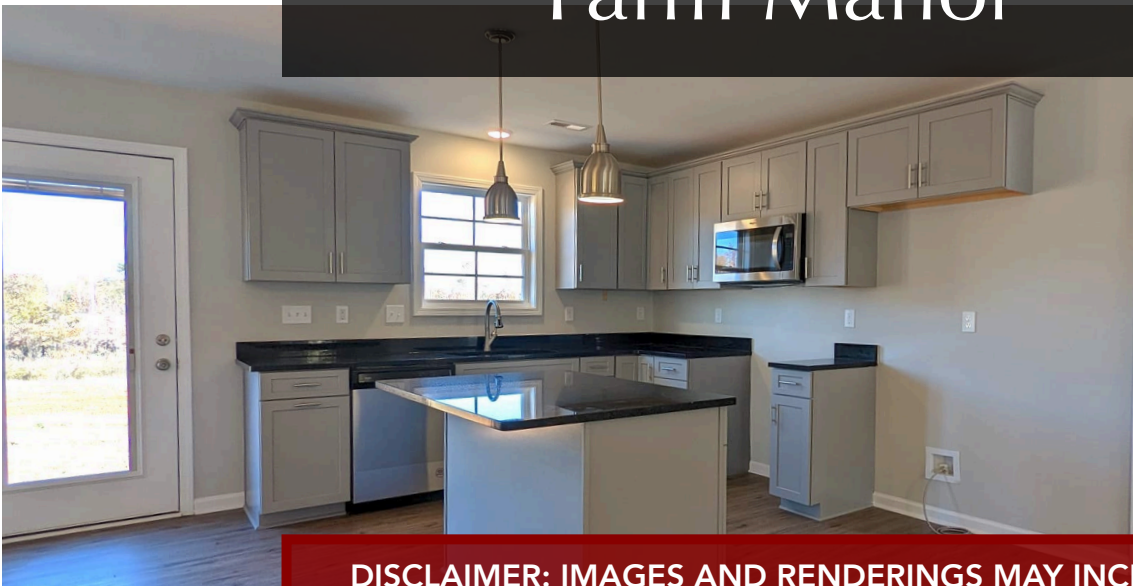




Farm Manor

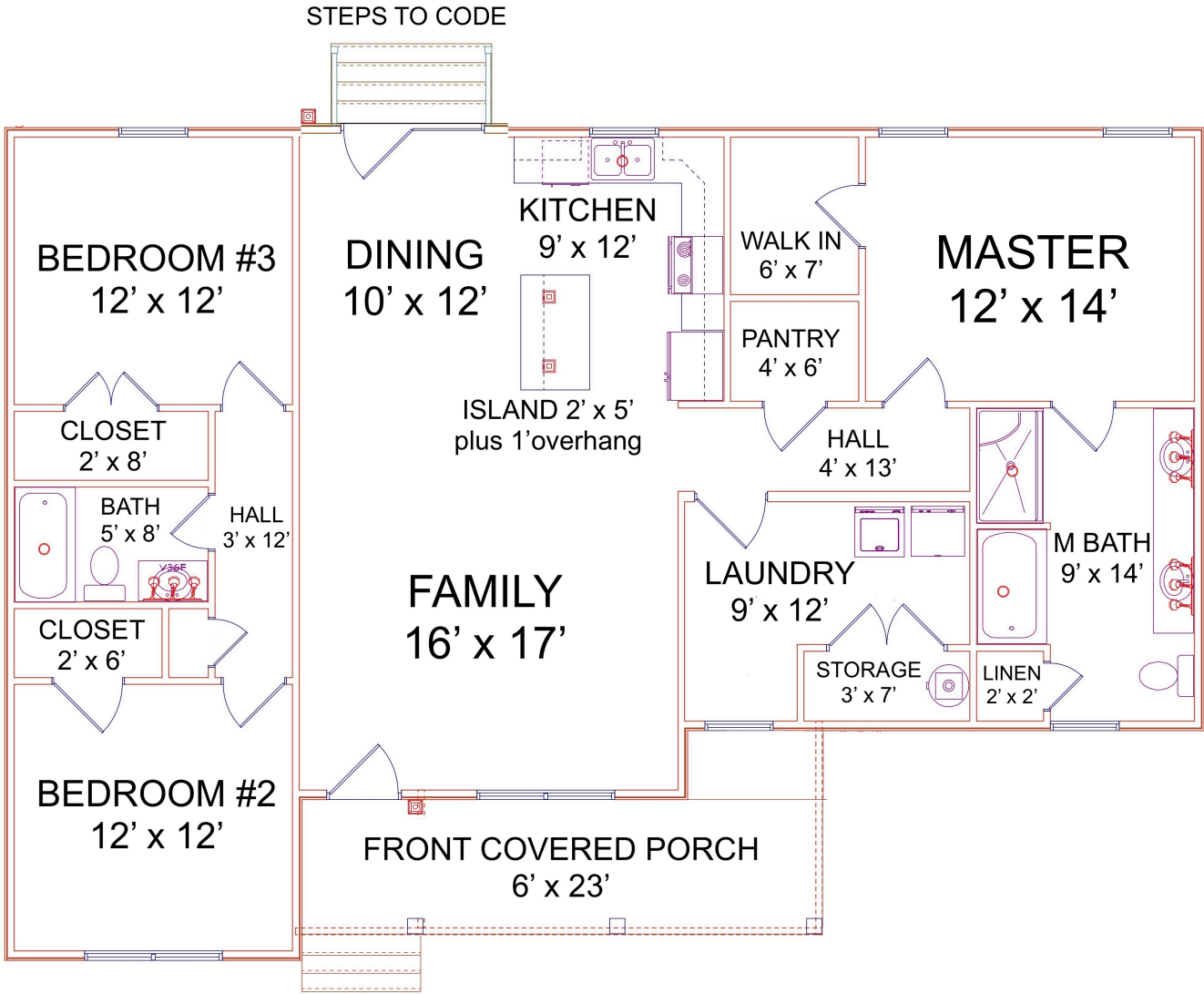


DISCLAIMER: IMAGES AND RENDERINGS MAY INCLUDE UPGRADES THAT ARE NOT INCLUDED IN STANDARD PRICES. SOME EXTERIOR COLORS SHOWN MAY BE AN UPGRADE. TILE SHOWERS & BLACK METAL PICKET/RAIL ARE UPGRADES.



Farm Manor, 1529 Sq Ft +/-, 3 bedroom 2 bath, 154 Sq Ft +/- covered porches

***Images and renderings may vary from base pricing.
 ***Land improvements such as septic, well, driveway, and sidewalk are not included in standard pricing.
 ***Three stained posts, gel-stained front door, & timber-frame accent in dormer are standard w/ this plan.
 ***Board and Batten accent on wall and on dormer is an upgrade.



Room dimensions are approximate.
 Precise room dimensions provided by a draft for construction.

NAME	SIZE
MAIN FLOOR	1529 Sq Ft +/-
COVERED PORCH	154 Sq Ft +/-
HOUSE DIMENSIONS	52' x 36'